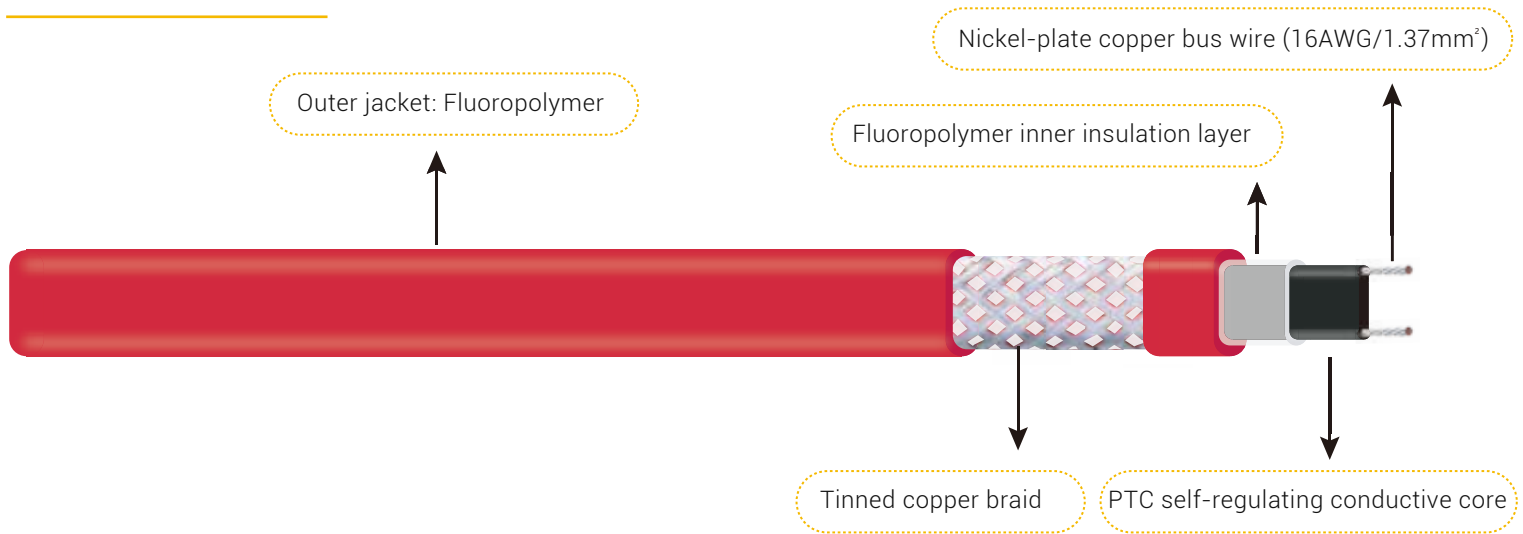


## HTS high temperature self-regulating heating cable

### Overview:

HTS high temperature self-regulating heating cable can be used for freeze protection application and process temperature maintenance within/out steam purge (or the steam purge temperature will be lower than 200 C ) in industry area. The maximum maintenance temperature will be up to 150 C . No matter whether the pipeline is overhead or buried installation, HTS heating cable can maintain the temperature and phase structure of the medium in the pipeline or vessel. HTS heating cable is certified by IECEx,ATEX for explosion proof applications, as well as to be used in the area which is defined according relative standard.

### Product Structure:








The extruded core tape, which made by parallel nickel-plate copper bus wire and PTC semiconductor polymer heating material, and inner insulation layer of fluoropolymer are added to tinned copper braid and the outer jacket form a complete structure of HTS heating cable, in which the outer jacket can be made of fluoropolymer material (CT).

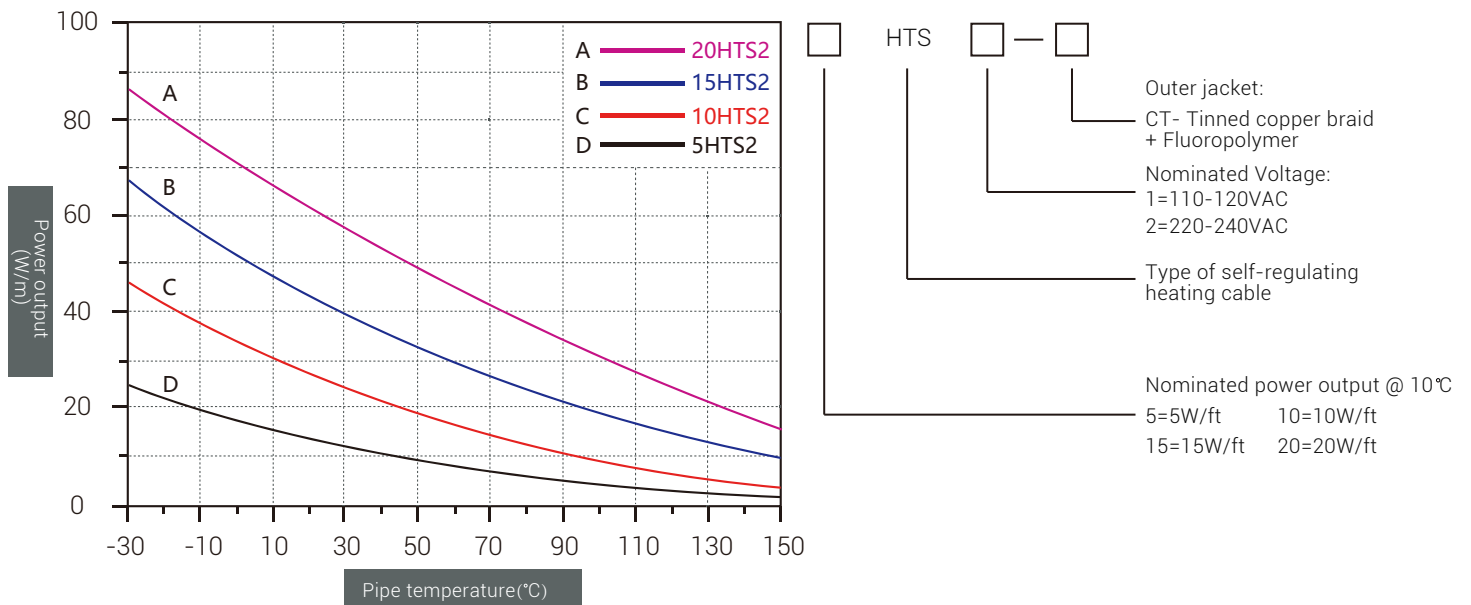
### Product Feature:

- ◆ HTS heating cable is certified by IECEx,ATEX, including explosion-proof application, which can be used in the explosion area and ordinary safety area.
- ◆ According to the characteristics of automatic adjustment of power output based on ambient temperature, it can avoid overheating or burning on heating cable even in the case of overlapping installation; Simultaneously this feature can increase the efficiency of the heat tracing system and reduce energy consumption.
- ◆ It is allowed to cut arbitrarily within the interval specified by the maximum circuit length and connect with compliance accessories.
- ◆ It has a complete series of accessory, including standard power box, splice/tee connection box and end seal box etc, which can ensure the long service life of the product.

## Technical Specification:

Nominated Voltage:	110-120V (HTS1) / 220-240V (HTS2)
Maximum maintaince temperature:	+150°C (302°F)
Maximum continuous exposure temperature:	+200°C (392°F)
Temperature classification:	T3
IP level:	IP66/67
Minimum installation temperature:	-60°C (-76°F)
Minimum bending radius:	30mm
Nominated power output @10°C:	5W/ft, 10W/ft, 15W/ft, 20W/ft
Dimension:	CT: 12.4mm (W) x4.8mm (T)
Approvals mark:	    

## Power output curve:





120Vac Service Voltage:

CB size(A)	Start-up temperature °C (°F)	Max Circuit Length Vs Breaker Size (ft)			
		5HTS1	10HTS1	15HTS1	20HTS1
16	10 (50)	219	134	111	103
	0 (32)	208	134	111	99
	-10 (14)	191	111	111	87
	-20 (-4)	177	101	110	77
	-40 (-40)	154	77	103	68
20	10 (50)	264	134	111	103
	0 (32)	259	134	111	103
	-10 (14)	238	134	111	103
	-20 (-4)	220	134	111	103
	-40 (-40)	191	134	106	92
25	10 (50)	294	134	111	103
	0 (32)	288	134	111	103
	-10 (14)	267	134	111	103
	-20 (-4)	255	134	111	103
	-40 (-40)	236	134	111	103
32	10 (50)	305	134	111	103
	0 (32)	305	134	111	103
	-10 (14)	305	134	111	103
	-20 (-4)	305	134	111	103
	-40 (-40)	305	134	111	103
40	10 (50)	305	134	111	103
	0 (32)	305	134	111	103
	-10 (14)	305	134	111	103
	-20 (-4)	305	134	111	103
	-40 (-40)	305	134	111	103

## 240Vac Service Voltage:

CB size(A)	Start-up temperature °C (°F)	Max Circuit Length Vs Breaker Size (ft)			
		5HTS2	10HTS2	15HTS2	20HTS2
16	10 (50)	438	294	211	157
	0 (32)	417	264	208	153
	-10 (14)	383	240	190	142
	-20 (-4)	354	209	176	133
	-40 (-40)	308	178	152	118
20	10 (50)	527	366	263	196
	0 (32)	518	339	260	191
	-10 (14)	476	308	238	178
	-20 (-4)	440	281	220	166
	-40 (-40)	383	229	191	147
25	10 (50)	589	421	346	245
	0 (32)	575	407	325	238
	-10 (14)	534	380	297	222
	-20 (-4)	510	325	275	208
	-40 (-40)	472	283	238	184
32	10 (50)	609	421	346	308
	0 (32)	609	421	346	305
	-10 (14)	609	421	346	284
	-20 (-4)	609	401	325	266
	-40 (-40)	609	370	305	235
40	10 (50)	609	421	346	308
	0 (32)	609	421	346	308
	-10 (14)	609	421	346	308
	-20 (-4)	609	421	346	308
	-40 (-40)	609	421	346	294

### Description:

1. The maximum circuit length shown is in accordance with IEC 60898, with Type C circuit breakers as standard, at reference start-up temperature and 10 °C Experimental data obtained from instantaneous trip current characteristics under maintenance temperature conditions. For the maximum loop length corresponding to other trip current characteristics or other types of circuit breakers, please contact the technical representative.
2. Although the heat tracing system is generally used to maintain the medium in the pipe or vessel at the required temperature level, the self-regulating heat tracing cable may be at a lower temperature level when it is energized.
3. Maximum loop length refers to the continuous length of the heating cable, not the sum of the lengths of multiple sections.